

**JHA & ASSOCIATES**  
CHARTERED ACCOUNTANTS

**PRAXIS – INSTITUTE FOR PARTICIPATORY PRACTICES**  
**C – 75, SOUTH EXTENSION, PART – 11,**  
**NEW DELHI – 110 049**


**CERTIFICATE ON FC – 6**


We have audited the accounts of PRAXIS – INSTITUTE FOR PARTICIPATORY PRACTICES, C – 75, SOUTH EXTENSION, PART – II, NEW DELHI – 110 049, Society Registration No: S - 31784/of 1997, New Delhi (Name of the Association and its full address including State and Pin Code; if Registered Society, its Registration Number and State of Registration), for the year ending 31<sup>st</sup> March '2013 and examined all relevant books and vouchers and certify that according to the audited accounts:

- i) The brought forward foreign contribution at the beginning of the year April' 2012 was Rs. 2,53,76,599.64.
- ii) Foreign contributions of worth Rs.5,28,40,625.00 (including interest) was received by the Association during the year.
- iii) The balance of unutilized foreign contribution with the Association at the end of the year March '2013 was Rs.2,39,30,507.00.
- iv) Certified that the Association has maintained the accounts of foreign contribution and records relating thereto in the manner specified in Section 19 of the Foreign Contribution (Regulation) Act, 2010 (42 of 2010) read with rule 16 of the Foreign Contribution (Regulation) Rules, 2011.
- v) The information in this certificate and in the enclosed Balance Sheet and Statement of Receipt and Payment is correct as checked by us.

Grand Plaza, Frazer Road  
Patna, August 23, 2013

For Jha & Associates  
Chartered Accountants  
FRN: 01195C



  
**Partner**  
(Rajeev Kumar Jha)  
(M.No: 079294)

**PRAXIS-INSTITUTE FOR PARTICIPATORY PRACTICES**  
**C-75, SOUTH EXTENSION, PART - II, NEW DELHI - 110 049**  
**FOREIGN CONTRIBUTION ACCOUNT**  
**BALANCE SHEET AS AT 31ST MARCH, 2013**


<b>FUND &amp; LIABILITIES</b>	<b>RS.....P.</b>	<b>PROPERTY &amp; ASSETS</b>	<b>RS.....P.</b>
<b>Capital Fund</b>		<b>Fixed Assets</b>	
As Per Last Account	5,446,947.00	(As per Schedule - A)	
Addition during the year	<u>595,332.77</u>	<b>Loans &amp; Advances</b>	
Less:- Adjustment During the Year	<u>6,042,279.77</u>	a. Advance Tax	754,920.00
	<u>1,177,318.00</u>	b. Tour Advance	133,701.00
		c. Demand Tax - A.Y. 2009-2010	<u>9,001,233.00</u>
<b>Corpus Fund</b>			
As Per Last Account			9,889,854.00
<b>Grant Received in Advance</b>			
BMGF - Community Mobilization			672,808.50
			10,569,886.00
<b>Unutilized Fund</b>		<b>Closing Balances</b>	
a. Community Mobilization, BMGF, USA	4,052,224.33	a. Cash In Hand - Delhi Office	23,898.00
b. RCPLA Network Project	1,690,653.07	b. In Saving Bank Account With	
c. Prakruthi, Bangalore	450,000.00	Canara Bank A/C No. 0268101042863	4,689,563.50
d. IDRC, Canada	423,674.30	c. In Fixed Deposit With	
e. Oxfam, Kolkata	75,000.00	Canara Bank, New Delhi	<u>10,000,000.00</u>
f. Christian Aid, New Delhi	645,967.30		
g. Innovation of Poverty	987,805.00		
h. SAARC - LAW, Gurgaon	186,719.00		
i. Water Aid, Bangalore	1,206,205.00		
j. Action Aid, Tamil Nadu	290,000.00		
k. PCI, New Delhi	<u>3,352,373.00</u>		
	13,360,621.00		
<b>Total</b>	<b>RS. 29,468,277.27</b>	<b>Total</b>	<b>RS. 29,468,277.27</b>

Grand Plaza, Frazer Road  
 Patna, August 23, 2013

In terms of our separate report of even date.

For Jha & Associates  
 Chartered Accountants

FRN: 011956



*(Signature)*

V.S. Thyagarajan  
 (Treasurer)

*(Signature)*

Tom Thomas  
 (Secretary cum CEO)

Partner  
 M. No. 079294

**PRAXIS-INSTITUTE FOR PARTICIPATORY PRACTICES  
C -75, SOUTH EXTENSION, PART - II, NEW DELHI - 110 049  
FOREIGN CONTRIBUTION ACCOUNT**

**INCOME AND EXPENDITURE ACCOUNT FOR THE YEAR ENDED 31ST MARCH, 2013**

EXPENDITURE Activities	RS.....P.	INCOME Unutilized Fund	RS.....P.
a. Community Mobilization #5189 - BMGF, U.S.A. (As per Schedule - B)	28,280,086.81	Brought Forward From Previous Year	
b. Building Networks #5192 - BMGF, U.S.A. (As per Schedule - C)	20,207,136.06	a. Community Mobilization, BMGF, USA	10,450,673.85
c. Social Equity Watch - Core Group Meeting (As per Schedule - D)	456,942.00	b. Building Network, BMGF, USA	6,527,358.74
d. Water Aid - Urban Governance Study (As per Schedule - E)	8,840.00	c. RCPLA Network Project	1,215,363.45
e. JEEVIKA - Bihar Livelihood (As per Schedule - F)	3,117,889.00	d. Prakruthi, Bangalore	450,000.00
f. PCI - Project Parivartan (As per Schedule - G)	1,647,627.00	e. IDRC, Canada	423,674.30
g. Bank Charges	1,156.00	f. Oxfam, Kolkata	75,000.00
		g. Christian Aid, New Delhi	1,102,909.30
		h. Innovation of Poverty	4,105,694.00
		i. SAARC - LAW, Gurgaon	186,719.00
		j. Water Aid, Bangalore	839,207.00
		<b>Grant</b>	<b>25,376,599.64</b>
<b>Depreciation</b>		a. From Bill & Melinda Gates Foundation, USA	
<b>Unutilized Fund</b>		#5189 - Community Mobilization	21,062,287.00
a. Community Mobilization, BMGF, USA	4,052,224.33	b. From Bill & Melinda Gates Foundation, USA	
b. RCPLA Network Project	1,690,653.07	#5192 - Building Networks	
c. Prakruthi, Bangalore	450,000.00	Add: Sub - Grant Refunded by CFAR	12,630,163.00
d. IDRC, Canada	423,674.30	Less: Capital Expenditure out of Grant	59,069,049.64
e. Oxfam, Kolkata	75,000.00		1,205,651.00
f. Christian Aid, New Delhi	645,967.30	<b>Consultancy/Reimbursement/Research Fees</b>	<b>595,332.77</b>
g. Innovation of Poverty	987,805.00	1 Action Aid, Tamil Nadu	290,000.00
h. SAARC - LAW, Gurgaon	186,719.00	2 PCI, New Delhi	5,000,000.00
i. Water Aid, Bangalore	1,206,205.00	3 Water Aid, Bangalore	375,838.00
j. Action Aid, Tamil Nadu	290,000.00	<b>Interest from Bank</b>	
k. PCI, New Delhi	3,352,373.00	a. Interest on Saving Bank Account	799,926.00
		b. Interest from Fixed Deposit	906,874.00
		<b>Miscellaneous Income</b>	
		a. Other Income	27,000.00
		b. Miscellaneous Income	1,292.00
<b>Total</b>	<b>RS. 68,257,615.87</b>	<b>Provision for Depreciation</b>	
		<b>Total</b>	<b>RS. 1,177,318.00</b>
			<b>68,257,615.87</b>


Grand Plaza, Frazer Road  
Patna, August 23, 2013

*Tom Thomas*  
Tom Thomas  
(Secretary cum CEO)

*V.S. Thyagarajan*  
V.S. Thyagarajan  
(Treasurer)

In terms of our separate report of even date.


For Jha & Associates  
Chartered Accountants  
FRN: 011956  
Partner  
M. No. 079294



**PRAXIS - INSTITUTE FOR PARTICIPATORY PRACTICES**  
**C -75, SOUTH EXTENSION, PART - II, NEW DELHI - 110 049**  
**FOREIGN CONTRIBUTION ACCOUNT**

**RECEIPTS AND PAYMENTS ACCOUNT FOR THE YEAR ENDED 31ST MARCH, 2013**

RECEIPTS	Rs. ....P.	Rs. ....P.	PAYMENTS	Rs. ....P.
<b>Opening Balances</b>			<b>Activities</b>	
Cash In Hand - Delhi Office	4,924.00		a. Community Mobilization #5189 - BMGF, U.S.A. (As per Schedule - B)	28,280,086.81
Cash In Hand - BMGF - 5192	14,934.00		b. Building Networks #5192 - BMGF, U.S.A. (As per Schedule - C)	20,207,136.06
In Saving Bank Account With			c. Social Equity Watch - Core Group Meeting (As per Schedule - D)	456,942.00
Canara Bank A/C No. 0268101042863	15,096,412.14		d. Water Aid - Urban Governance Study (As per Schedule - E)	8,840.00
Canara Bank A/C No. 0624101032572	383,176.00		e. JEEVIKA - Bihar Livelihood (As per Schedule - F)	3,117,889.00
In Fixed Deposit With			f. PCI - Project Parivartan (As per Schedule - G)	1,647,627.00
Canara Bank, New Delhi	10,000,000.00		g. Bank Charges	53,718,520.87
<b>Grant</b>				1,156.00
1 From Bill & Melinda Gates Foundation, USA #5189 - Community Mobilization	31,632,173.00		<b>Loans &amp; Advances</b>	
2 From Bill & Melinda Gates Foundation, USA #5192 - Building Networks	12,630,163.00		a. Advance Tax	754,920.00
<b>Consultancy/Reimbursement/Research Fees</b>			b. Tour Advance	133,701.00
1 Action Aid, Tamil Nadu	290,000.00		c. Demand Tax - A.Y. 2009-2010	9,001,233.00
2 PCI, New Delhi	5,000,000.00		<b>Capital Expenditure</b>	
3 Water Aid, Bangalore	375,838.00		a. Computer/Printer/Scanner	117,574.00
<b>Interest from Bank</b>			b. Electrical Equipment	69,529.00
a. Interest on Saving Bank Account	799,926.00		c. Furniture & Fixture	5,467.00
b. Interest from Fixed Deposit	906,874.00		d. Office Equipment	402,762.77
<b>Loans &amp; Advances</b>			<b>Expenses Payable</b>	
a. Advance Tax	183,745.00		a. Office Rent	27,000.00
b. Tour Advance	151,849.00		b. Overhead Expenses - BMGF - 5192	34,510.00
c. Security Deposit - Rent/Telephone/Others	374,726.00		c. Overhead Expenses - BMGF - 5189	98,848.00
<b>Miscellaneous Income</b>				
a. Other Income	27,000.00			
b. Miscellaneous Income	1,292.00			
<b>Sub - Grant Refund - CFAR</b>				
<b>Carried Over: Rs</b>		<b>79,078,683.14</b>	<b>Carried Over: Rs</b>	<b>64,365,221.64</b>



*[Handwritten Signature]*

RECEIPTS	Rs. ....P.	PAYMENTS	Rs. ....P.
Brought Forward: Rs		Brought Forward: Rs	79,078,683.14
		Closing Balances	
		a. Cash In Hand - Delhi Office	23,898.00
		b. In Saving Bank Account With Canara Bank A/C No. 0268101042863	4,689,563.50
		c. In Fixed Deposit With Canara Bank, New Delhi	10,000,000.00
<b>Total</b>	<b>RS.</b>	<b>Total</b>	<b>RS.</b>
			<b>79,078,683.14</b>
			<b>64,365,221.64</b>
			<b>79,078,683.14</b>

Grand Plaza, Frazer Road  
Patna, August 23, 2013

*[Signature]*

Tom Thomas  
(Secretary cum CEO)

*[Signature]*


V.S. Thyagarajan  
(Treasurer)

In terms of our separate report of even date.  
For Jha & Associates  
Chartered Accountants

FRN: 011195C

*[Signature]*  
Partner

M. No. 079294



PRAXIS-INSTITUTE FOR PARTICIPATORY PRACTICES  
C -75, SOUTH EXTENSION, PART - II, NEW DELHI - 110 049  
FOREIGN CONTRIBUTION ACCOUNT



**SCHEDULE-A: FIXED ASSETS**


**A. FCRA - OTHER ASSETS**

SL No.	DESCRIPTION OF ASSETS	GROSS BLOCK			DEPRECIATION		NET BLOCK			
		AS ON 01.04.2012	ADDITION DURING THE YEAR	SALES/ ADJUST- MENT	TOTAL	UP TO 31.03.2012	FOR THE YEAR	TOTAL	AS AT 31.03.2013	AS AT 31.03.2012
1	Furniture & Fixtures	44,477.00	-	-	44,477.00	25,616.00	1,886.00	27,502.00	16,975.00	18,861.00
2	Office Equipment	224,730.00	-	-	224,730.00	177,055.00	7,151.00	184,206.00	40,524.00	47,675.00
3	Electrical Equipment	127,814.00	-	-	127,814.00	100,699.00	4,067.00	104,766.00	23,048.00	27,115.00
4	Computer/Scanner/Printer/ Software	497,638.00	-	-	497,638.00	497,115.00	314.00	497,429.00	209.00	523.00
5	Land/Building/Flat	1,601,983.00	-	-	1,601,983.00	393,389.00	60,430.00	453,819.00	1,148,164.00	1,208,594.00
	<b>Total Rs.</b>	<b>2,496,642.00</b>	<b>-</b>	<b>-</b>	<b>2,496,642.00</b>	<b>1,193,874.00</b>	<b>73,848.00</b>	<b>1,267,722.00</b>	<b>1,228,920.00</b>	<b>1,302,768.00</b>
	<b>PREVIOUS YEAR Rs.</b>	<b>2,496,642.00</b>	<b>-</b>	<b>-</b>	<b>2,496,642.00</b>	<b>1,114,185.00</b>	<b>79,689.00</b>	<b>1,193,874.00</b>	<b>1,302,768.00</b>	<b>1,382,457.00</b>

**B. FCRA ASSETS - BMGF - COMMUNITY MOBILIZATION**

SL No.	DESCRIPTION OF ASSETS	GROSS BLOCK			DEPRECIATION		NET BLOCK			
		AS ON 01.04.2012	ADDITION DURING THE YEAR	SALES/ ADJUST- MENT	TOTAL	UP TO 31.03.2012	FOR THE YEAR	TOTAL	AS AT 31.03.2013	AS AT 31.03.2012
1	Furniture & Fixtures	826,442.00	-	-	826,442.00	183,950.00	64,249.00	248,199.00	578,243.00	642,492.00
2	Office Equipment	760,116.00	109,512.77	-	869,628.77	164,828.00	98,682.00	263,510.00	606,118.77	595,288.00
3	Electrical Equipment	120,349.00	-	-	120,349.00	39,918.00	12,065.00	51,983.00	68,366.00	80,431.00
4	Computer/Scanner/Printer/ Software	1,161,344.00	88,350.00	-	1,249,694.00	614,262.00	357,859.00	972,121.00	277,573.00	547,082.00
5	Vehicle	1,381,975.00	-	-	1,381,975.00	386,953.00	199,004.00	585,957.00	796,018.00	995,022.00
	<b>Total Rs.</b>	<b>4,250,226.00</b>	<b>197,862.77</b>	<b>-</b>	<b>4,448,088.77</b>	<b>1,389,911.00</b>	<b>731,859.00</b>	<b>2,121,770.00</b>	<b>2,326,318.77</b>	<b>2,860,315.00</b>
	<b>PREVIOUS YEAR Rs.</b>	<b>3,276,412.00</b>	<b>973,814.00</b>	<b>-</b>	<b>4,250,226.00</b>	<b>607,082.00</b>	<b>782,829.00</b>	<b>1,389,911.00</b>	<b>2,860,315.00</b>	<b>2,669,330.00</b>


  




**B. FCRA ASSETS - BMGF - BUILDING NETWORK**

SL No.	DESCRIPTION OF ASSETS	GROSS BLOCK			DEPRECIATION			NET BLOCK		
		AS ON 01.04.2012	ADDITION DURING THE YEAR	SALES/ ADJUST- MENT	TOTAL	UP TO 31.03.2012	FOR THE YEAR	TOTAL	AS AT 31.03.2013	AS AT 31.03.2012
1	Furniture & Fixtures	545,473.00	5,467.00	-	550,940.00	55,317.00	49,563.00	104,880.00	446,060.00	490,156.00
2	Office Equipment	398,828.00	293,250.00	-	692,078.00	81,790.00	74,180.00	155,970.00	536,108.00	317,038.00
3	Electrical Equipment	202,704.00	69,529.00	-	272,233.00	55,822.00	32,461.00	88,283.00	183,950.00	146,882.00
4	Computer/Scanner/Printer/ Software	1,112,832.00	29,224.00	-	1,142,056.00	783,044.00	215,407.00	998,451.00	143,605.00	329,788.00
	<b>Total</b>	<b>2,259,837.00</b>	<b>397,470.00</b>	<b>-</b>	<b>2,657,307.00</b>	<b>975,973.00</b>	<b>371,611.00</b>	<b>1,347,584.00</b>	<b>1,309,723.00</b>	<b>1,283,864.00</b>
	<b>PREVIOUS YEAR</b>	<b>Rs. 1,448,964.00</b>	<b>810,873.00</b>	<b>-</b>	<b>2,259,837.00</b>	<b>539,161.00</b>	<b>436,812.00</b>	<b>975,973.00</b>	<b>1,283,864.00</b>	<b>909,803.00</b>
<b>C.</b>	<b>GRAND TOTAL: (A+B) Rs</b>	<b>9,006,705.00</b>	<b>595,332.77</b>	<b>-</b>	<b>9,602,037.77</b>	<b>3,559,758.00</b>	<b>1,177,318.00</b>	<b>4,737,076.00</b>	<b>4,864,961.77</b>	<b>5,446,947.00</b>
	<b>PREVIOUS YEAR</b>	<b>Rs. 7,222,018.00</b>	<b>1,784,687.00</b>	<b>-</b>	<b>9,006,705.00</b>	<b>2,260,428.00</b>	<b>1,299,330.00</b>	<b>3,559,758.00</b>	<b>5,446,947.00</b>	<b>4,961,590.00</b>

*[Handwritten signatures]*



**PRAXIS-INSTITUTE FOR PARTICIPATORY PRACTICES**  
**C -75, SOUTH EXTENSION, PART - II, NEW DELHI - 110 049**  
**FOREIGN CONTRIBUTION ACCOUNT**

**SCHEDULES ANNEXED TO AND FORMING PART OF THE FINANCIAL STATEMENTS AS ON 31.03.2013**

**SCHEDULE - B: Community Mobilization #5189 - BMGF**

	Rs.....P.
1 FTE - Salary	8,282,833.00
2 Analysis of Data & SLP Level Dissemination	82,324.00
3 COPI Rd Data Collection & Reporting	6,258,459.96
4 Dissemination of 3rd Round to CBOs	228,985.00
5 Dissemination of SAT Consultations	582,893.00
6 Evolving SAT	110,687.00
7 International Dissemination in Conferences	984,142.80
8 MIS Design & Data Collection	5,082,756.00
9 Redesign, Preparatory Meeting for Rounds	1,283,338.28
10 Training of Researchers	1,109,314.00
11 Training of Researchers to Collect SAT Data	405,835.00
12 Documentation of Good Practice	366,068.00
13 National Consultation on CM for NACO on SAT	110,115.00
14 Peer Reviewed Paper	312,160.00
15 Project Management Expenses - Annexure - A	3,080,175.77
<b>Total</b>	<b>Rs. 28,280,086.81</b>

**SCHEDULE - C: Building Networks #5192 - BMGF, U.S.A.**

	Rs.....P.
1 Advocacy Capacity Building	253,326.00
2 Developing Collaboration Mechanism	331,666.00
3 Developing Tools & Methodologies	136,518.00
4 Innovation Initiatives By The Network	14,188.00
5 Leadership Capacity Building	592,860.00
6 Network Building Cost	1,946,647.43
7 Network Demand Creation	284,463.00
8 Ongoing Dialogue with Other Network	122,146.00
9 Ongoing Planning Intervention	848,158.00
10 Participatory Needs Assessment	171,973.00
11 Participatory Video	2,187,812.00
12 Staff Salary	7,052,763.00
13 Strategic Planning Vision	605,554.00
14 Project Management Expenses - Annexure - B	5,659,061.63
<b>Total</b>	<b>Rs. 20,207,136.06</b>

**SCHEDULE - D: Social Equity Watch - Core Group Meeting**

	Rs.....P.
1 Travel Expenses	35,844.00
2 Boarding/Lodging Expenses	7,603.00
3 Salary	413,495.00
<b>Total</b>	<b>Rs. 456,942.00</b>


**SCHEDULE - E: Water Aid - Urban Governance Study**

	Rs.....P.
1 Printing/Stationery/Communication	1,790.00
2 Travel Expenses	7,050.00
<b>Total</b>	<b>Rs. 8,840.00</b>

**SCHEDULE - F: JEEVIKA - Bihar Livelihood Project**

	Rs.....P.
1 Advisory Members Cost	240,000.00
2 Allowance	18,650.00
3 Boarding/Lodging	128,389.00
4 Honorarium to Researchers	2,175,000.00
5 Printing/Stationery/Communication	320.00
6 Travel Expenses	205,530.00
7 Salary - Project Manager	350,000.00
<b>Total</b>	<b>Rs. 3,117,889.00</b>

*(Handwritten Signature)*





**SCHEDULE - G: PCI - Project Parivartan**

	Rs.....P.
1 CLPF - Boarding/Lodging	1,211,912.00
2 CLPF - Printing/Stationery/Communication	135,728.00
3 CLPF - Travel Expenses	34,151.00
4 CLPF - Consultancy	230,000.00
5 VHSC - Boarding/Lodging	. 950.00
6 VSHC - Travel Expenses	34,886.00
<b>Total</b>	<b>Rs. 1,647,627.00</b>

**ANNEXURE - A: Project Management Expenses -**

	Rs.....P.
<b>Community Mobilization #5189 - BMGF, U.S.A.</b>	
1 Bank Charges	5,472.00
2 Consultancy - Software Development	104,495.00
3 IDC	2,087,081.00
4 Internal Capacity Building Expenses	229,000.00
5 Travelling Expenses	639,520.77
6 Vehicle Maintenance	14,607.00
<b>Total</b>	<b>Rs. 3,080,175.77</b>

**ANNEXURE - B: Project Management Expenses -**

	Rs.....P.
<b>Building Networks #5192 - BMGF, U.S.A.</b>	
1 Travel - PA/PD/Others	1,505,426.63
2 Bank Charges	4,143.00
3 Computer Running Expenses	46,300.00
4 Electricity/Water	24,738.00
5 IDC (Indirect Costs)	1,883,823.00
6 Internal Capacity Building Expenses	695,125.00
7 Office Maintenance	55,500.00
8 Postage/ Courier	2,298.00
9 Printing/Stationery	3,153.00
10 Professional Fees & Consultancy	623,400.00
11 Office Rent	632,500.00
12 Telephone/Internet	114,500.00
13 Travel Expenses	18,717.00
14 Web Maintenance	49,438.00
<b>Total</b>	<b>Rs. 5,659,061.63</b>

