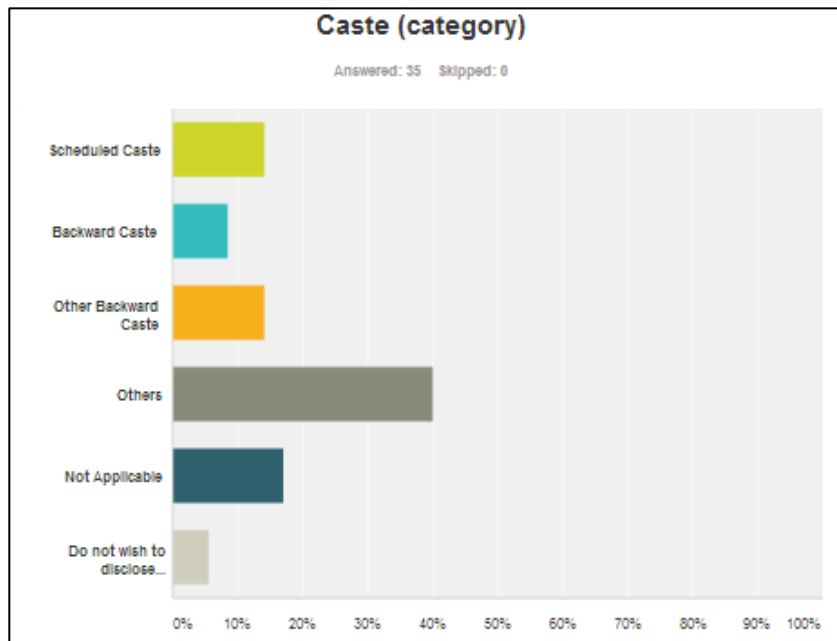
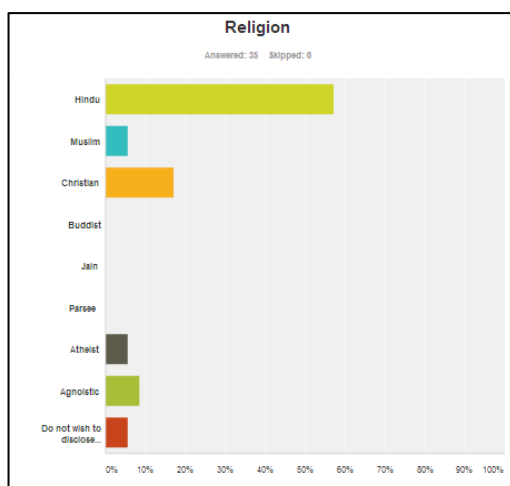
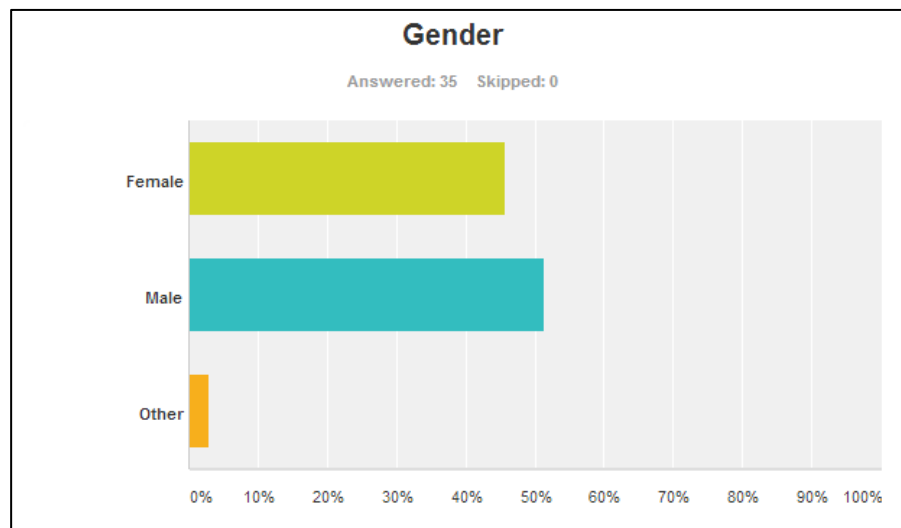


In an internal survey carried out in the Praxis offices to understand workforce diversity, the following were the results. Approximate value has been quoted in each of the graphs. Total number of respondents for this survey was 35.



By caste category, it was found that around 15% were Scheduled Caste, around 8% were backward Castes while another 15% identified as Other Backward Castes. The category for Others was highest at 40% while more than 15% said that this was Not Applicable to them.

The male to female workforce is more or less balanced with males only slightly more in number than women (men: women =51:47) 2% people did not identify themselves in gender binary terms.



In workforce diversity based on religion, a majority, little less than 60% identified themselves as Hindus while less than 10% are Muslims. Christians are less than 20% while Atheist, Agnostic and No Disclosure were each more than 5% but less than 10%.